



District Report Card: 2017


State: Assam	District: Baksa
Class: 3	Subject: Language
Schools: 61	Students: 769


Participation/Coverage


Students

<div>GENDER</div> <div></div>	Boys		Girls	
	Number	%	Number	%
	337	43.82	432	56.18

<div>AREA</div> <div></div>	Rural		Urban	
	Number	%	Number	%
	745	96.88	24	3.12

<div>CATEGORY</div> <div></div>	SC		ST		OBC		GEN	
	Number	%	Number	%	Number	%	Number	%
	194	25.23	154	20.03	185	24.06	236	30.69

<div>CWSN</div> <div></div>	LD	VI	HI	S&LD	ID	Oth
	2	5	0	1	0	11

<div>Management</div> <div></div>	Government		Government-aided	
	Number	%	Number	%
	383	49.80	386	50.20

Average Performance of Students in Language (%)

Overall	Gender		Area		Management		Social Group			
	Male	Female	Rural	Urban	Govt.	Aided	SC	ST	OBC	GEN
70.70	71.00	70.46	70.17	87.22	75.06	66.37	69.31	68.53	70.16	73.67

Performance on Learning Outcomes (LOs)

Learning Outcomes	Description	Average Performance(%)
L304	Reads small texts with comprehension i.e., identifies main ideas, details, sequence and draws conclusions	72.80
L312	Reads printed scripts on the classroom walls: poems, posters, charts etc.	66.50

Range of Performance of Students who Answered Correctly							
Below 30%		30% - 50%		50% - 75%		Above 75%	
Number	%	Number	%	Number	%	Number	%
46	5.98	94	12.22	264	34.33	365	47.46

Lowest Performing Learning Outcomes (LOs)

1 - Reads printed scripts on the classroom walls: poems, posters, charts etc. (66.50)

2 - Reads small texts with comprehension i.e., identifies main ideas, details, sequence and draws conclusions (72.80)